


# SCRAPPY UNDER CONTROL


## MYSTERY QUILT PART #5

Fabrics for this clue are the bias squares or half square triangles from Clue #4 and 32 of the blocks from Clue #3.

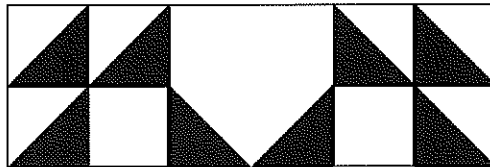
1. Using bias squares from the previous clue, sew two together. Pay attention to the location of the dark and light sides.



2. Make 64 of these units which should measure  $2\frac{1}{2}'' \times 4\frac{1}{2}''$ .
3. Join one the above units to one of the units constructed in part 3.



4. Make 64 units which should measure  $4\frac{1}{2}'' \times 4\frac{1}{2}''$ .
5. Join one of these units to both sides of the 32 of the units constructed in Clue 3. (the remaining Clue 3 units will be used in the next Clue.)



**Make 32 of these units which should each measure  $12\frac{1}{2}'' \times 4\frac{1}{2}''$ .**